

Arkansas Beauty School is excited to announce the launch of our NEW Arkansas Beauty App, available on Apple and Android devices.

Students and Alumni can easily stay connected with the latest school news and events on their mobile devices. Other great features include

- Instant messaging with school administrators
- Set reminders for important school events and a built in calendar
- View current job openings as they become available
- Access to useful forms, documents and surveys
- Access to classifieds if you are buying or selling and a car-pooling feature if you want to give a ride or need a ride
- Access to view galleries and videos

To get started, simply download the FREE Arkansas Beauty School App using your mobile phone or device. The App is available on Apple App Store and Google Play Store for Android devices. You can search for the App by entering “Arkansas Beauty App” in the app search field, and select the **App** from the search results. Download and Open Arkansas Beauty App.

#### PUBLIC SCREEN



#### STEP 1:

When accessing Arkansas Beauty App for the first time, you will need to activate your account. Please select “STUDENT LOG IN”

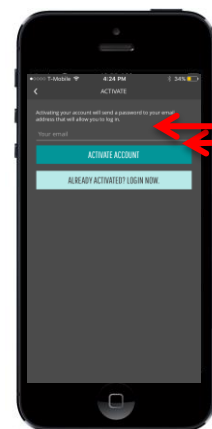
#### LOG IN SCREEN



#### STEP 2:

Please select “ACTIVATE ACCOUNT” and continue on to Step 3.d  
**[FYI: If you have forgotten your password follow Steps 2 & 3 to reset your password. Then, continue on to Step 7.]**

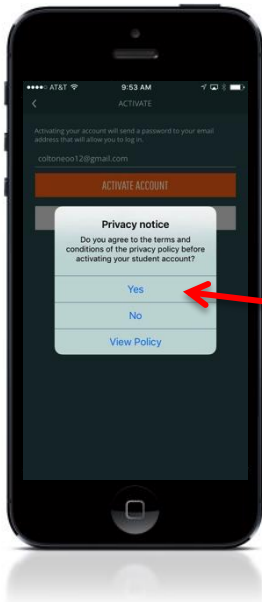
#### ACTIVATE ACCOUNT



#### STEP 3:

On the next screen enter your email that matches our record and select “ACTIVATE ACCOUNT”

## PRIVACY NOTICE SCREEN

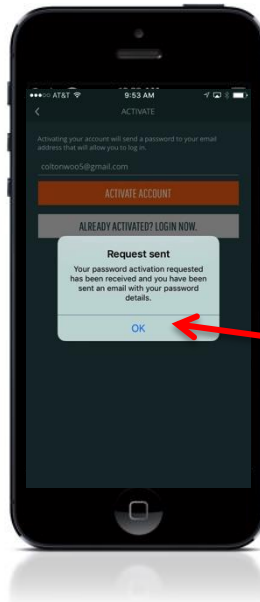


### STEP 4:

The next screen will ask you to agree to the Privacy notice prior to accessing Arkansas Beauty App.

You will need to select "Yes" in order to activate your account.

## REQUEST SENT

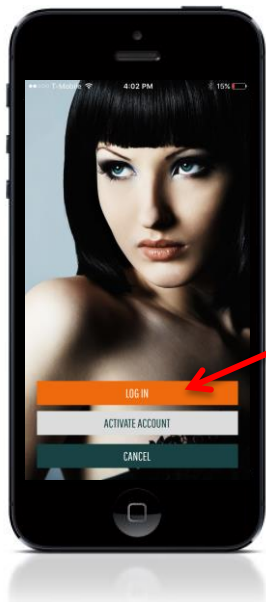


### STEP 5:

This screen will advise you a password activation request has been sent.

You will need to select "OK" to proceed to Step 6.

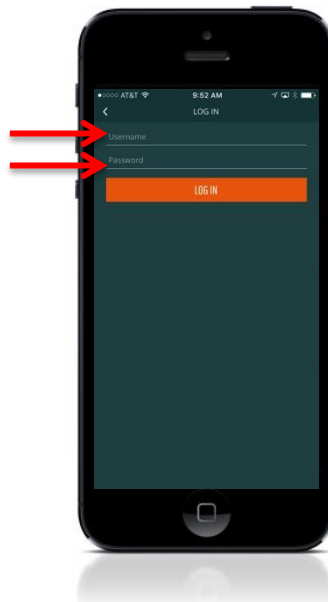
## LOG IN SCREEN



### STEP 6:

Select "LOG IN"

## ENTER USERNAME & PASSWORD SCREEN



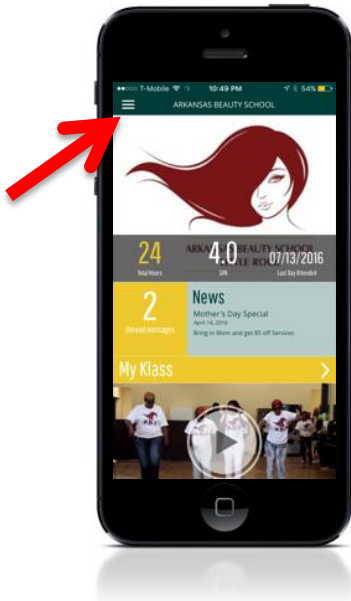
### STEP 7:

Retrieve your password from your email account and enter your email and password on this screen.

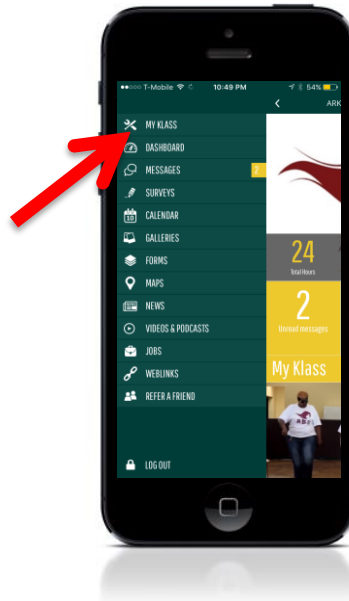
**IMPORTANT NOTE:** Proceed to Password Reset Procedure on page 3.

# AFTER LOGIN: CHANGE TEMPORARY PASSWORD TO PERSONAL PREFERENCE

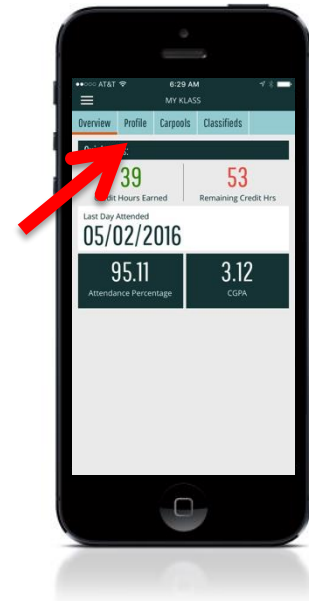
**STEP 1:** Click on the MENU Bar



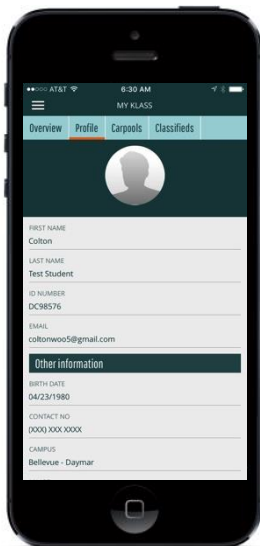
**STEP 2:** Select "MY KLAS"



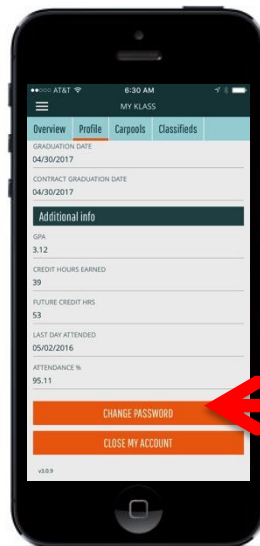
**STEP 3:** Select "Profile"



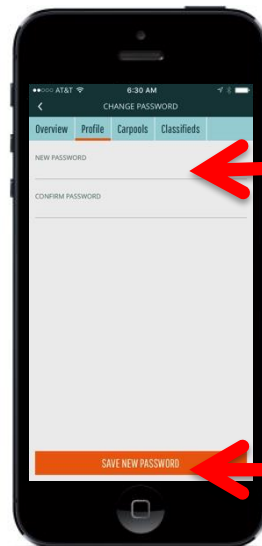
**STEP 4:** Scroll down to the bottom of the page.



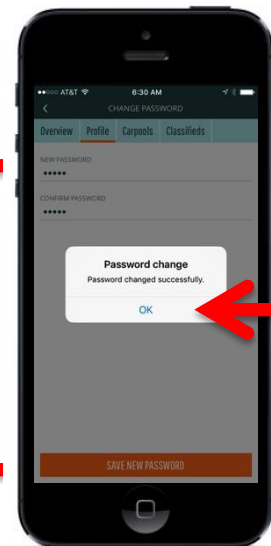
**STEP 5:** Select "CHANGE PASSWORD"



**STEP 6:** Enter a NEW PASSWORD & CONFIRM PASSWORD.



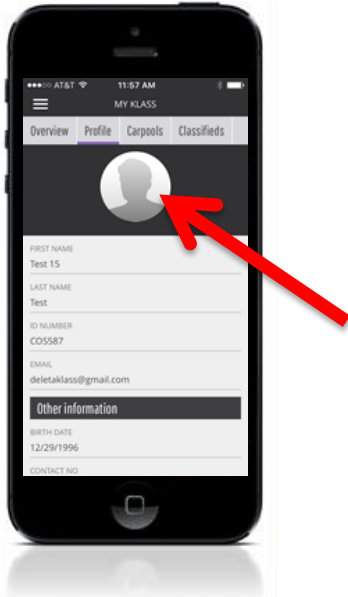
**STEP 7:** Select "OK"



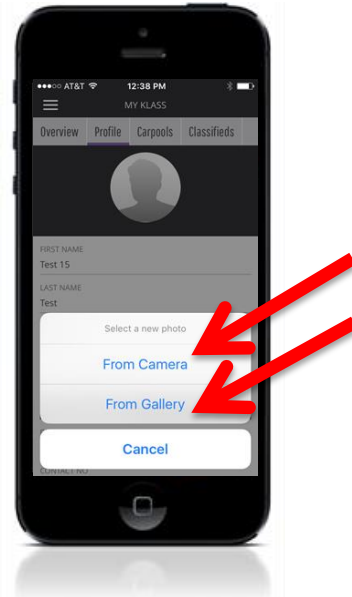
Then Select "SAVE NEW PASSWORD".

# ADD YOUR PHOTO PROCEDURE FOR ARKANSAS BEAUTY SCHOOL MOBILE APP

**STEP 1:** Tap on the photo image.



**STEP 2:** Take a photo with your Camera or select one from your Gallery.



**Step 3:** Allow access to your Camera



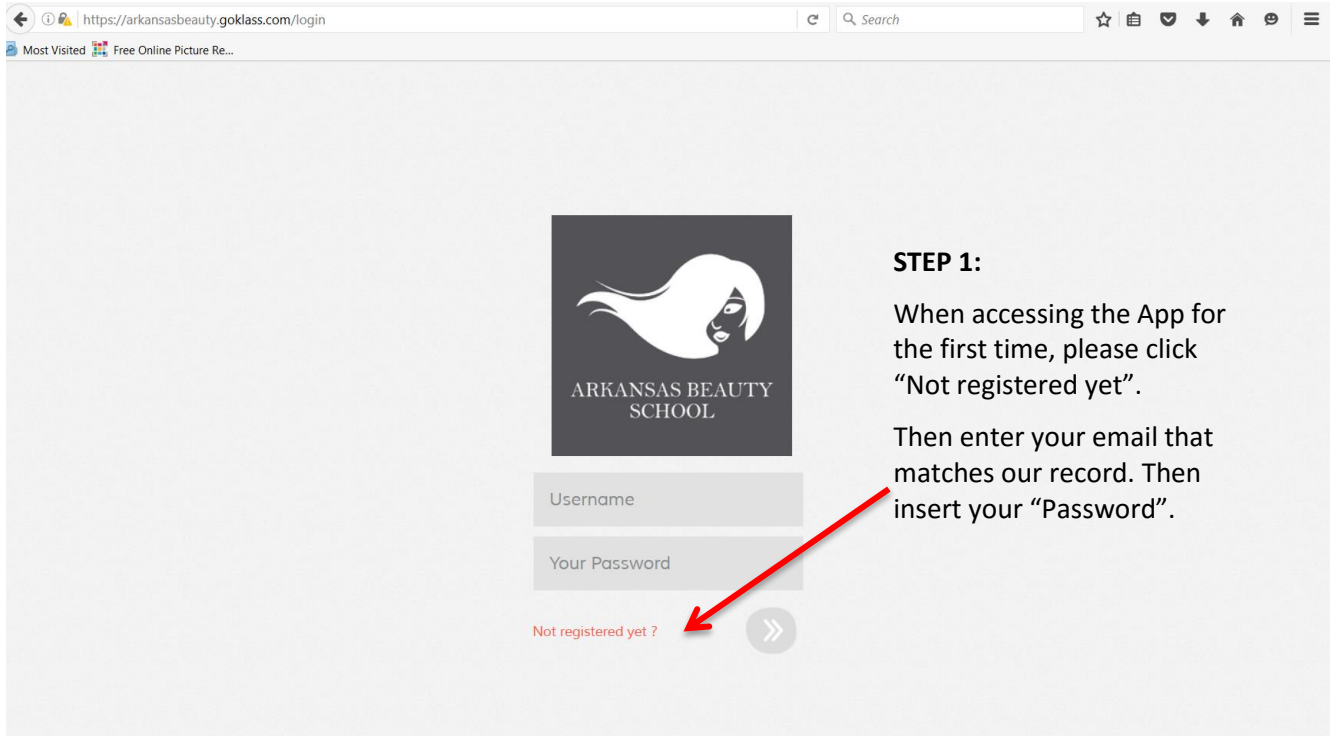
**Step 4:** Select Retake or Use Photo



We believe our App will greatly enhance your learning experience and recommend that you start connecting with us soon. We look forward to your participation and welcome any feedback or suggestions at [ray.n@arkansascollegeofbarbering](mailto:ray.n@arkansascollegeofbarbering)

## Register Or Access Your App From a Web Browser

To get started, simply enter <https://arkansasbeauty.goklass.com> in the Internet browser address bar. If you have already downloaded the mobile app you can use the same credentials (email address and password) to gain access to the website. For first time users please follow the directions in Step 1.



Please select “Not registered yet” at the Login screen. Current students will use their email address as their Username and will be prompted to enter a case-sensitive password. Please contact Ray Nunziata at [ray.n@arkansascollegeofbarbering.com](mailto:ray.n@arkansascollegeofbarbering.com) if there is any issue registering using your email address. Your email address must match the one currently shown in our database. Registered users can contact [support@klassapp.com](mailto:support@klassapp.com) if there are any technical issues.